



INDIAN SCHOOL AL WADI AL KABIR

DEPARTMENT OF EVS (2022 – 2023)

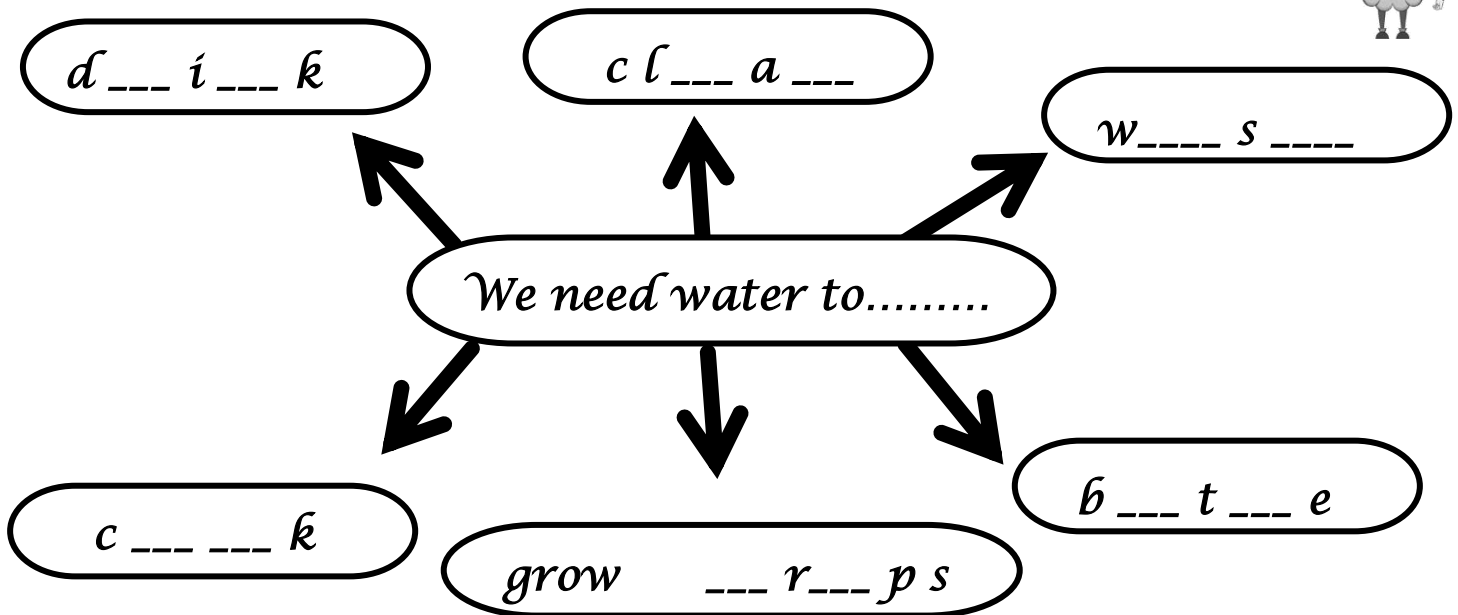
LESSON/TOPIC: WATER

WORKSHEET - 2







RESOURCE PERSON: MRS.ZEHRA AHMED

NAME: _____ CLASS: II SEC: _____ DATE: _____

Q1. Fill in the missing letters to complete the name of the activity for which we need water.



Q2. Circle the fruits and the vegetables that contain a lot of water.



Q3. Correct and rewrite the following statements.

1. *Trees pour harmful substances into rivers and lakes.*

Ans. _____

2. *Rain is the main source of air.*

Ans. _____

3. *Clean water causes diseases because it contains germs and dirt.*

Ans. _____

Q4. TIME TO BE MINDFUL!




Mina lives in a village. Today there was no water supply in her house. So she got some water in a pot from the nearby pond. The water was muddy. Mina knew muddy water contained dirt and germs, so drinking that water was not safe. She decided to PURIFY the water. Let us see what steps Mina will follow to purify the water.

Step-1 cover a vessel with a clean cloth.

Step-2 pour the muddy water over the cloth filter and let the water drip into the vessel to remove the dirt.

Step-3 boil the filtered water to kill germs.

Step -4 use the purified water after cooling it down.



STEP -2 is _____, it removes the _____ from the water.

STEP -3 is _____, it kills the _____ present in the water.